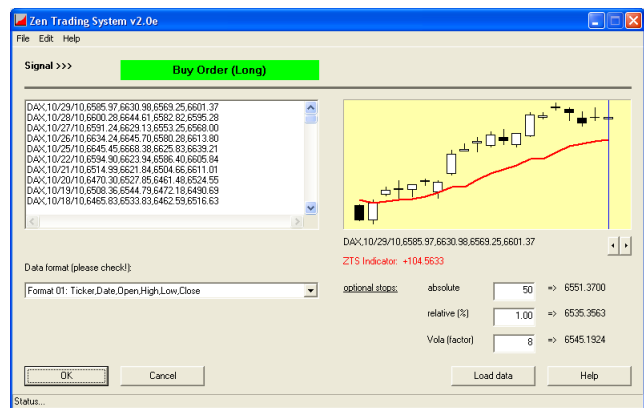


Zen Trading System v2.0e

Trading signals



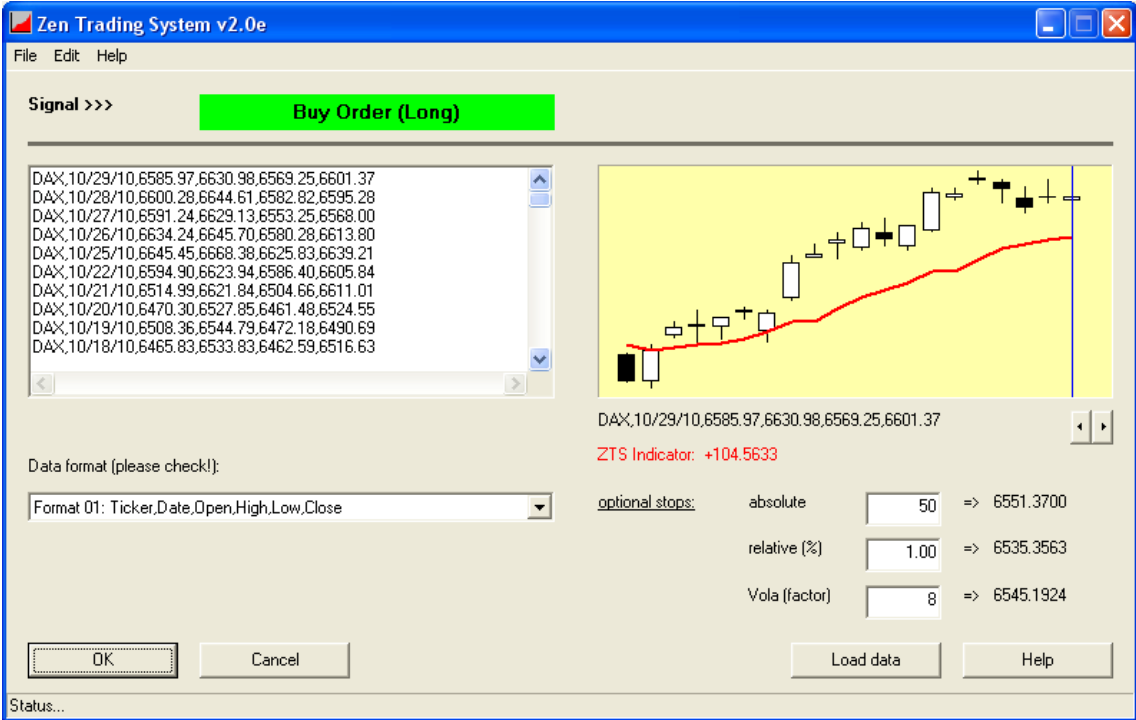
The screenshot shows the 'Zen Trading System v2.0e - System test' window. It displays a table of performance metrics. The table is organized into columns for various trading statistics. The 'Number of winning trades' is 796 (53.9%), and the 'Number of losing trades' is 676 (46.2%). The 'Profit/trade' is 86.9343, and the 'Loss/trade' is -63.3062. The 'Performance/year' is +50%, and the 'Profitability' is 1.63. The 'MAR Ratio' is 2.93. The 'Profit (points)' is 27107.3896, and the 'Max loss/trade' is -361.6330. The 'Profit (currency)' is 135.537, and the 'Max DD (currency)' is -4.268. The 'Profit/year (currency)' is 12.393, and the 'Max consecutive losses' is 7. The 'System test completed!' message is visible at the bottom left.

Metric	Value
Number of price bars	2756
Volatility	2.08%
Performance/year	+50%
Profitability	1.63
MAR Ratio	2.93
Number of winning trades	796 (53.9%)
Number of losing trades	676 (46.2%)
Profit/trade	86.9343
Loss/trade	-63.3062
Profit (points)	27107.3896
Max loss/trade	-361.6330
Profit (currency)	135.537
Max DD (currency)	-4.268
Profit/year (currency)	12.393
Max consecutive losses	7

System tester

**Dax Index Trading System
with very high performance!**

Trading Signal Screen:



Windows program with a comfortable graphical user interface and minimum time required for the daily price data update, which can be done directly in the application or using an external data file.

An additional Windows Standard DLL makes possible the integration of the Zen Trading System into existing programs or platforms (e.g. for automated trading).

System Test Screen:

Zen Trading System v2.0e - System test

Test data file: C:\zen\entwicklung\ts20\test\DaxIndex.txt Select

Data format: Format 01: Ticker,Date,Open,High,Low,Close

no stop (loss) Transaction costs each half turn (e.g. points): 0.50
 absolute stop 50 Currency value each point or leverage (currency amount): 1.00
 relative stop (%) 1.0 Number of contracts (or shares): 5
 Volatility stop (factor) 8 Evaluation period..... Date (MM/TT/YYYY) from: 12/30/1999
 Minimum stop (abs.) 0 Date (MM/TT/YYYY) to: 11/03/2010
 Maximum stop (abs.) 1000 Trading capital (currency amount): 25000

Trailing stop Pyramiding

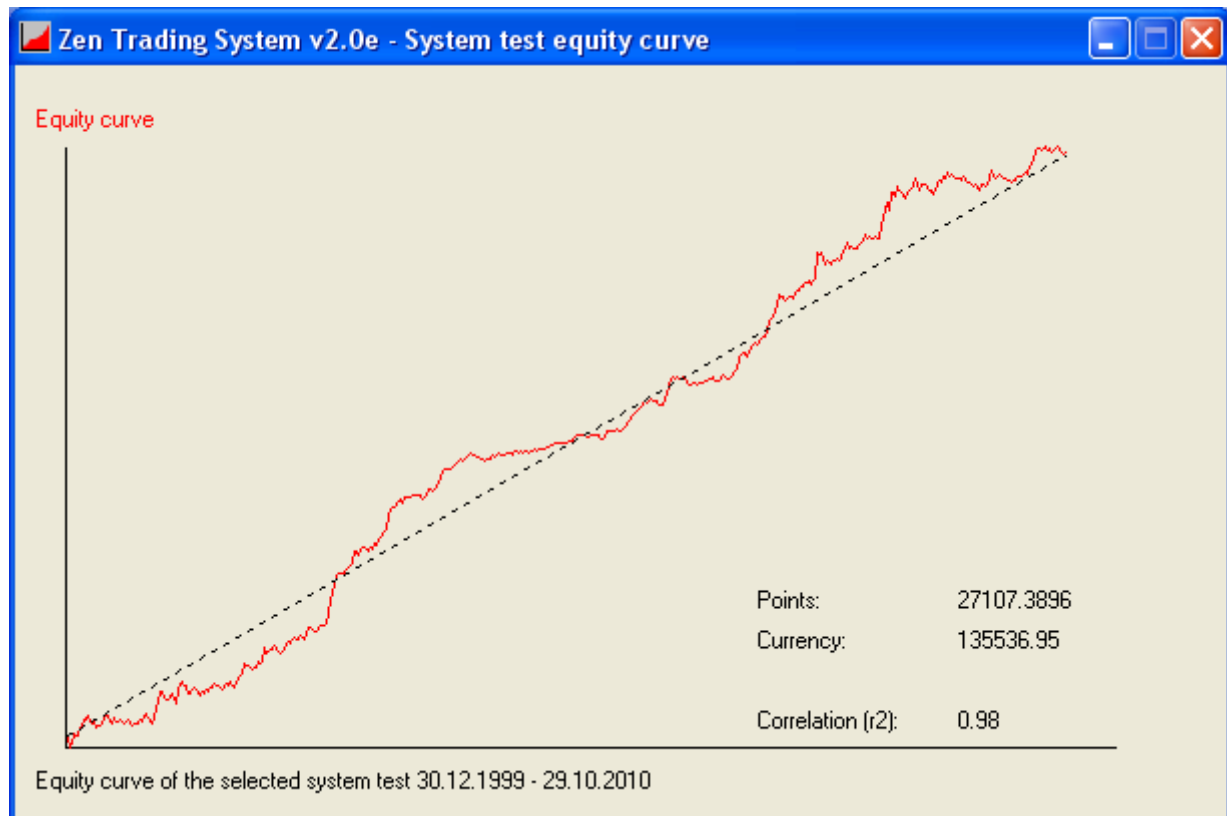
Number of price bars:	2756	Number of winning trades:	786 (53.8%)	Number of losing trades:	676 (46.2%)
Volatility:	2.08%	Profit/trade:	88.9343	Loss/trade:	-63.3062
Performance/year:	+50%	Profit (points):	27107.3896	Max.loss/trade:	-361.6330
Profitability:	1.63	Profit (currency):	135.537	Max.DD (currency):	-4,269
MAR Ratio:	2.93	Profit/year (currency):	12,393	Max.consecutive losses:	7

OK Cancel Protocol file Help

System test completed!

The system tester allows tests with different risk and money management models.

The results of the system test are shown also as a chart...



...and are written in a protocol file:

Zen Trading System v2.0e Report...11/04/2010, 19:38

Date	Time	Price(C)	Exit	Entry	Trade	Equity(1)	Equity(2)
12/30/99,	0000,	06958.1400,	...	Long	+0000.0000,	+000000.0000,	+0000000.00
01/03/00,	0000,	06750.7600,	Stop	Long	-0099.6498,	-000099.6498,	-0000498.25
01/05/00,	0000,	06502.0700,	Stop	short	-0361.6330,	-000461.2828,	-0002306.41
01/07/00,	0000,	06780.9600,	Stop	Long	-0101.3570,	-000562.6398,	-0002813.20
01/18/00,	0000,	07072.1200,	Stop	Long	+0307.7885,	-000254.8513,	-0001274.26
01/21/00,	0000,	06992.7500,	Stop	Long	-0095.6477,	-000350.4990,	-0001752.50
01/24/00,	0000,	06931.9900,	close	short	-0061.7600,	-000412.2590,	-0002061.30
01/25/00,	0000,	06809.6400,	close	Long	+0121.3500,	-000290.9090,	-0001454.55
01/27/00,	0000,	07126.1300,	close	short	+0315.4900,	+000024.5810,	+0000122.90

System prerequisites:

Win32 software (Windows XP, Vista, 7 incl. 64bit etc.),
very low hardware requirements

Prices:

**Free
demo version!**

Zen Trading System v2.0e

Single User License: € 990

Multi User Licenses etc. Prices on inquires

Contact:

Dipl.-Ing. Volker Butzlaff
Buchstr. 11
D-74321 Bietigheim-Bissingen
Germany

info@zentrader.de
www.zentrader.de