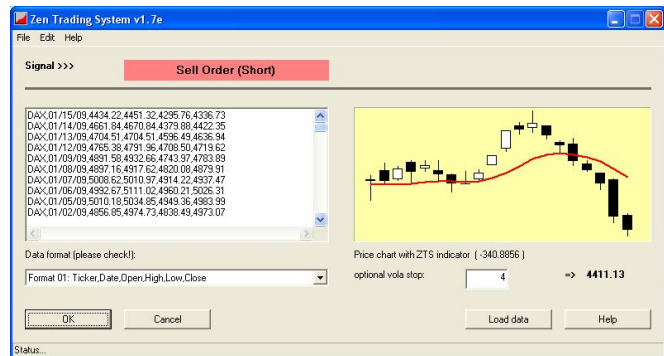


Zen Trading System v1.7e

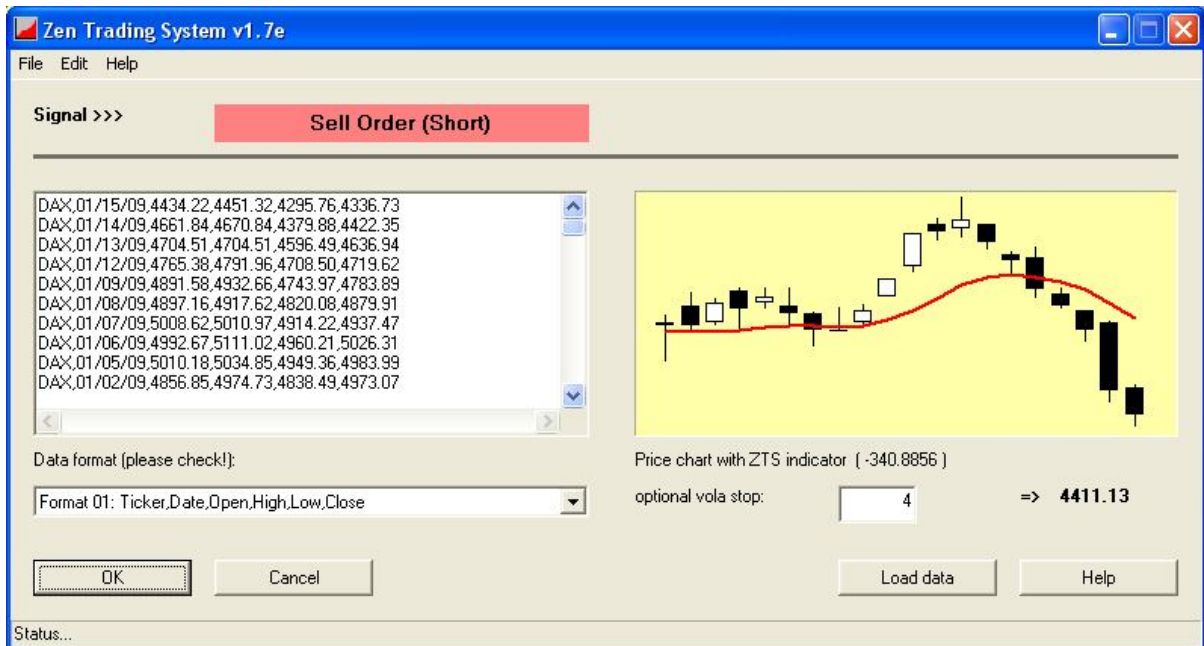
Trading signals



System tester

**Dax Index Trading System
with very high performance!**

Trading Signal Screen:



Windows program with a comfortable graphical user interface and minimum time required for the daily price data update, which can be done directly in the application or using an external data file.

An additional Windows Standard DLL (Developer Edition) makes possible the integration of the Zen Trading System into existing programs or platforms (e.g. for automated trading).

System Test Screen:

Zen Trading System v1.7e - System test

Test data file:

Data format: Data records/day:

no stop (loss)
 absolute stop
 relative stop (%)
 Vola stop

Trailing stop

Slippage/spreads/fees each half turn (points):

Currency value each point or leverage (\$, €, etc.):

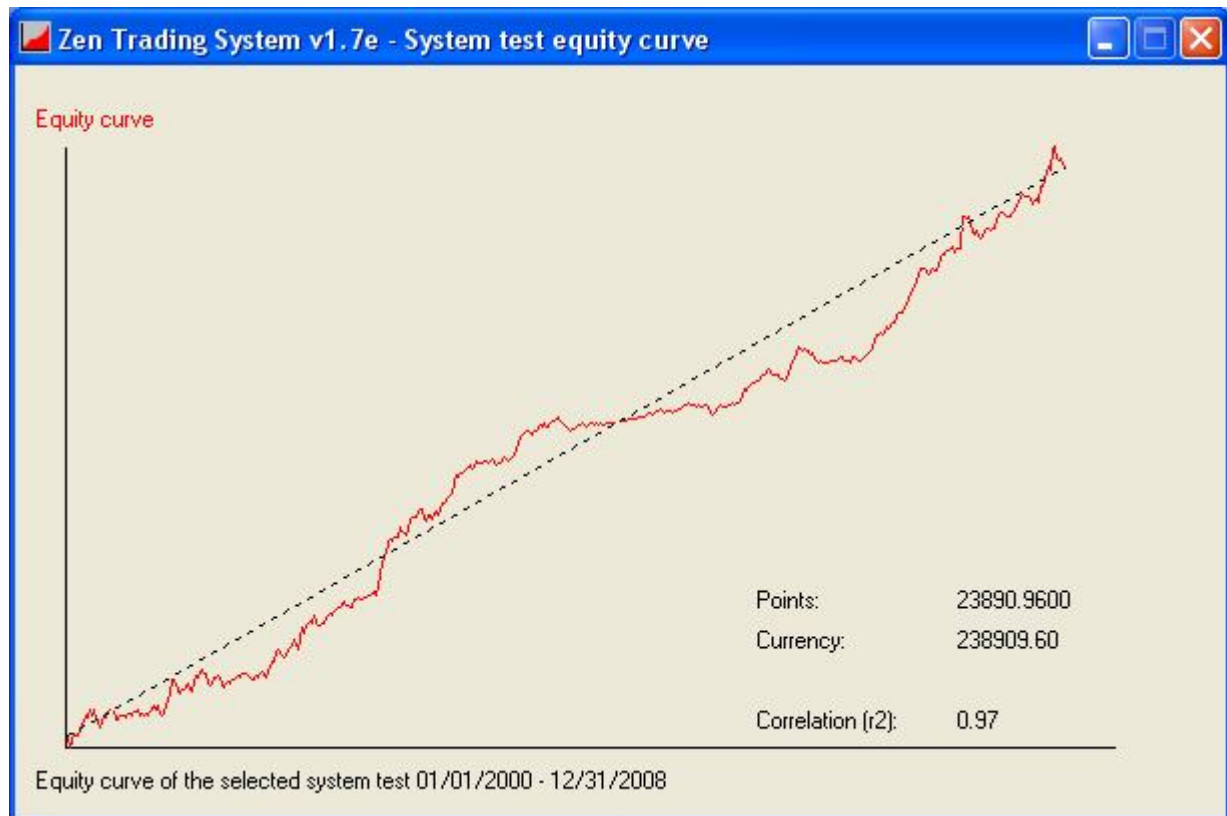
Number of contracts (or shares): Pyramiding

Evaluation period, date (mm/dd/yyyy), from/to:

Trading capital (currency):

Number of price bars:	<input type="text" value="2288"/>	Volatility:	<input type="text" value="2.08%"/>
Number of winning trades:	<input type="text" value="600 (60.18%)"/>	Number of losing trades:	<input type="text" value="397 (39.82%)"/>
Average profit/trade:	<input type="text" value="92.1748"/>	Average loss/trade:	<input type="text" value="-79.1282"/>
Profit (points):	<input type="text" value="23890.9600"/>	Max loss/trade:	<input type="text" value="-353.3000"/>
Profit (currency):	<input type="text" value="238.910"/>	Max DD (currency):	<input type="text" value="-9.580"/>
Profit/year (currency):	<input type="text" value="26.313"/>	Max consecutive losses:	<input type="text" value="7"/>
Profit/month (currency):	<input type="text" value="2.193"/>	MAR Ratio:	<input type="text" value="2.76"/>
Performance/year:	<input type="text" value="+132%"/>	Profitability:	<input type="text" value="1.76"/>

The results of the system test are shown also as a chart...



...and are written in a protocol file:

zents1e.rpt - Editor

Datei Bearbeiten Format Ansicht ?

Zen Trading System v1.7e Report...01/16/2009, 17:54

Date	Time	Price(C)	Exit	Entry	Trade	Equity(1)	Equity(2)
01/03/00,	0000,	06750.7600,	...	Long,	+0000.0000,	+000000.0000,	+0000000.00
01/05/00,	0000,	06502.0700,	Close,	Short,	-0248.6900,	-000248.6900,	-0002486.90
01/07/00,	0000,	06780.9600,	Close,	Long,	-0278.8900,	-000527.5800,	-0005275.80
01/24/00,	0000,	06931.9900,	Close,	Short,	+0151.0300,	-000376.5500,	-0003765.50
01/25/00,	0000,	06809.6400,	Close,	Long,	+0122.3500,	-000254.2000,	-0002542.00
01/27/00,	0000,	07126.1300,	Close,	Short,	+0316.4900,	+000062.2900,	+0000622.90
02/01/00,	0000,	07050.4600,	Close,	Long,	+0075.6700,	+000137.9600,	+0001379.60
02/02/00,	0000,	07171.9500,	Close,	Short,	+0121.4900,	+000259.4500,	+0002594.50
02/04/00,	0000,	07444.6100,	Close,	Long,	-0272.6600,	-000013.2100,	-0000132.10

The system has the following back test result trading the german DAX Index from 01/01/2000 to 12/31/2008:

more than 23,000 Dax points!

Roundturn (Points)	Result (Points)
0	23,890
1	22,893
2	21,896
3	20,899

• Conditions:

- trading always at the Dax Index close price of the day
- no stop activated
- results dependent on transaction costs, view table...

(Hint: with additional risk management and money management it is possible to achieve even better results depending on the trading partner)

System prerequisites:

Win32 software (Windows XP, Vista, 7 etc.),
very low hardware requirements

Prices:

**Free
demo version!**

Single User License:
Zen Trading System v1.7e
Developer Edition (EXE & DLL) € 750

Multi User Licenses etc. Prices on inquire

Contact:

Dipl.-Ing. Volker Butzlaff
Buchstr. 11
D-74321 Bietigheim-Bissingen
Germany

P. 0039-3275404329
info@zentrader.de
www.zentrader.de